

13-COLOR PHOTOMETRY OF PRE-MAIN SEQUENCE STARS: PRELIMINARY REPORT AND RESULTS

C. Chavarría-K. and E. de Lara

Instituto de Astronomía
Universidad Nacional Autónoma de México

RESUMEN

Se presenta un reporte preliminar de la fotometría de banda ancha (*UBVRI*) y banda intermedia (13 colores) de 160 estrellas seleccionadas del catálogo de Herbig y Rao, con el propósito de completar los datos publicados de esas estrellas en la región óptica. Se presentan resultados fotométricos en 13 colores y su aplicación a estrellas pre-secuencia principal.

ABSTRACT

Broad (*UBVRI*) and intermediate (13-color) band photometry of 160 stars selected mainly from the Herbig Rao catalogue are being carried on currently, mainly to complement the published data of these stars in the optical window (for example shortward of the Balmer and longward of the Paschen discontinuities). The 13-color photometric system and its applications to pre-main sequence stars are briefly discussed. First results are presented.

Key words: PHOTOMETRY – STARS-PRE-MAIN SEQUENCE – STARS-EVOLUTION

I. INTRODUCTION

Although much observational photometric and/or spectrophotometric data of the Orion population stars has been published in the last two decades by many authors, a significant number of known or suspected members of this stellar population remain unobserved. Other stars have been scarcely observed and should be checked by an independent observer. Most of the Orion population stars have been observed without even covering the entire optical window (3300-10000 Å). The authors believe that the recent survey by Cohen andathi (1979) probably represents the most complete observed sample of the Orion population stars. Unfortunately it only covers the spectral ranges from 4300 Å to 10000 Å (as well as longer than 1.25μ), missing the Balmer and Paschen discontinuities. All photometrically observed T Tauri-like stars are found to be variables of the RW Aurigae type, but many still remain to be checked for variability. When the star is known to be a variable star, it is still not clear how its spectral energy distribution changes with wavelength and time, and how these changes are connected with variations of the stellar emission and absorption spectrum. These and other reasons were the motivation to undertake the task of observing repeatedly in the optical window a significant sample of these stars. A list of bright objects were selected mainly from the catalogue by Herbig and Rao (1972), to be observed principally in the 13-color photometric system (Mitchell and Johnson 1969) with the 84-cm telescope at the Observatorio Astronómico Nacional, located in San Pedro Mártir, Baja California. Our program was to be completed by doing *UBVRI*

photometry of some of the stars. It is also intended in the future to extend the 13-color observations to selected fainter stars using the 2.12-m telescope at San Pedro Mártir and also to extend it to some selected Orion population stars of the southern hemisphere with $\delta < -40^\circ$. First observations and an example of the utility of the 13-color photometric system in studying Orion population stars are also given.

II. INSTRUMENTATION

The first observational runs were done using the original "blue" and "red" photometers (which use a 1P21 and a RCA 7107 as light detectors, respectively) with the original set of filters that defined the 13-color photometric system (Johnson, Mitchell and Latham 1967; Mitchell and Johnson 1969) on the 84-cm telescope. Filters are named by their approximate effective wavelength, and these are given in Table 1, together with their corresponding effective rectangular bandpasses. In order to observe the project stars in all filters during the same night and with the same telescope, the photometers must be changed. Future research will include a pulse counting system with a RCA 31034 A photomultiplier and a new filter set with no significant red leaks and with an interference 63 filter. It will be impossible with this system to do the 110 bandpass.

When carrying out the red observations of project stars with the original photometer, too long an integration time per filter was needed to reduce the error bars below a 10% figure. This was due to the faintness of the

TABLE 1
EFFECTIVE WAVELENGTHS
AND BANDPASSES OF THE 13C SYSTEM*

Filter	λ (Å)	Effective rectangular bandpass (%)
33	3371	3.3
35	3536	3.6
37	3751	3.4
40	4030	5.6
45	4571	6.1
52	5183	5.0
58	5827	3.8
63	6356	5.1
72	7241	8.1
80	8000	5.4
86	8584	5.6
99	9831	5.9
110	11084	7.4

* taken from Johnson and Mitchell (1975).

objects observed, the size of the telescope used, and the poor spectral detectivity of the photomultiplier employed. It was decided to drop the red observations (filters 72, 80, 86, 99 and 110) until the photon counting system is in operation.

III. PRELIMINARY PHOTOMETRY OF SELECTED STARS

In Table 2 preliminary 8C photometry of selected

stars are presented. The colors and magnitudes are referred to zero air mass. Normally, a 20 second of a diaphragm was used and the sky was measured at more than 30" of the star. Extinction corrections were done following a standard procedure. Since the bandwidths of the 13-color filters are small, second order extinction coefficients were ignored. The standard stars were taken from the catalogue by Johnson and Mitchell (1975). No systematic errors are to be expected since the observations were made with the original instrument that defined the photometric systems.

Stars 4 and 6 of Table 2 are main sequence stars and were used by Chavarría-K. (1981) as distance and reddening indicators of the local dust cloud of V1331 Cygni. A finding chart of these stars can also be found there. The line emission star AS 501 probably is not member of the Orion population. Merrill and Burwell (1950) give $m_{pg} = 10^m 5$. In contrast to this, we find $m_{pg} \geq 14$, in agreement with earlier 1979 visual estimates by one of us (C.C.-K.). The star is now being checked for long term variability. Excluding LkH α 32 the remaining stars of Table 2 are T Tauri-like stars. The nature of LkH α 324 is unclear: Herbig and Rao (1977) give a spectral type "Ge β " for this star, while Cohen and Kuhi (1979) give a spectral type "B5" (B5, uncertain). The strength of the H α absorption on a Lick red couple spectrogram is appropriate for a B star (Herbig 1980). The *UBV* photometry of the star is best explained assuming a B9 V star (Chavarría-K. 1981). As can be seen further on, the spectral energy distribution of this star fits best that of an F7 star. Definitely, more observations are required to clarify its nature.

TABLE 2
PRELIMINARY 8C PHOTOMETRY OF SELECTED STARS^a

Star	52	33-52	35-52	37-52	40-52	45-52	52-58	52-63	JD-2444000
V1331 Cyg	12.13	1.90	1.53	1.12	1.16	0.66	0.43	1.05	528.7285
V1331 Cyg	12.07	2.48	1.13	1.12	1.15	0.65	0.37	0.93	529.6826
LkH α 321	12.61	1.47	1.38	1.25	1.42	0.75	0.58	1.10	528.7819
LkH α 321	12.63	1.28	1.19	1.20	1.38	0.74	0.58	1.09	529.7035
LkH α 324	12.94	1.62	1.14	1.15	1.20	0.60	0.62	1.18	528.7563
LkH α 324	12.81	1.57	1.31	1.02	1.23	0.69	0.49	0.99	529.7382
4 ^b	11.67	0.82	0.64	0.55	0.58	0.33	0.34	0.52	529.7736
6 ^b	10.54	0.25	0.20	0.35	0.65	0.42	0.29	0.50	529.7569
As 501 ^c	13.97	3.04 ^d	1.75 ^e	...	2.59 ^e	1.54	1.19	2.58	529.8354
DI Cep	11.71	0.48	0.32	0.71	0.98	0.44	0.48	0.85	529.8639

- a. Every star was observed at least 40 effective seconds through each filter. The magnitude corresponding to a 10 second integration time through any of the filters deviated less than 0^m20 from the mean (unless otherwise specified).
- b. Stars 4 and 6, illuminate the same dark cloud as V1331 Cyg does. The sky 1950.0 position of star 4 is $\alpha = 21^h 01^m 24^s$ and $\delta = +50^\circ 00' 50''$, and that of star 6 is $\alpha = 21^h 02^m 25^s$ and $\delta = 49^\circ 55' 15''$.
- c. From the TiO bands shown on a 180 Å mm⁻¹ Landessternwarte spectrogram of the blue-red stellar spectral type K7 or later derived. From its optical, infrared and radio properties this star probably is not a member of the Orion population.
- d. $\sigma_m > 0^m 3$.
- e. $0^m 1 \leq \sigma_m \leq 0^m 3$.

TABLE 3
COMPARISON TABLE BETWEEN THE OBSERVED EXTINCTION LAW AND
THAT OF CYGNUS

	E(λ -52)/E(40-52)						
	33-52	35-52	37-52	40-52	45-52	52-58	52-63
Mean from stars 4 and 6	1.5	1.3	1.1	1.0	0.5	0.5	0.8
Cygnus ^a	1.46	1.28	1.11	1.50	0.51	0.43	0.75

a. given by Johnson (1977).

V. SPECTRAL ENERGY DISTRIBUTIONS OF V 1331 CYGNI, LkH α 321 AND LkH α 324

From an inspection of the Palomar sky survey prints it appears that all stars have reflection nebulosities surrounding them and are in the immediate vicinity of the same dark cloud. The observed radial velocities, at radio wavelengths, of the surrounding clouds of each of the three stars is essentially the same. Therefore it can be inferred that V 1331 Cygni, LkH α 321 and LkH α 324 are at the same distance. With 13C photometry of stars 4 and 6 of Table 2 we are able to check earlier results obtained from *UBV* observations on interstellar reddening and distance to V1331 Cygni by Chavarría-K. (1981). For the reddening of star 4 (A0 Vp) we assumed that the intrinsic colors are those of an unreddened A0 V object (defined as 0.00 in the 13C system). For the reddening of star 6 (B3 V) we assumed its intrinsic color to be the mean of six unreddened B3 V stars from the catalogue of Johnson and Mitchell (1975). This color excess was normalized to E(40-52)=1 to give the interstellar extinction law shown in Table 3. From a comparison of this law with that for the Cygnus region (Johnson 1977) it has been concluded that they are the same within our observational errors, in agreement with the result of Chavarría-K. (1981). Thus there is no compelling reason for us not to use the normal Cygnus extinction law to stars 4 and 6. In Table 4 we give the

TABLE 4

ESTIMATION OF VISUAL EXTINCTION AND DISTANCE
TO THE DARK CLOUD SURROUNDING V1331 CYGNI

Star	m_V^a	M_V^b	E(40-52)	A_V	Distance (pc)
4	11.41	0.4	0.58	1.60	759
6	10.32	-1.7	0.90	2.49	806
Mean	0.74	2.05	782

a. Obtained by linearly interpolating the flux between filters 52 and 58, using the absolute calibration of Vega by Hayes and Latham (1975), and assuming $R = A_V/E(B - V) = 3.4$.

b. Absolute visual magnitudes taken from Schmidt-Kaler (1965).

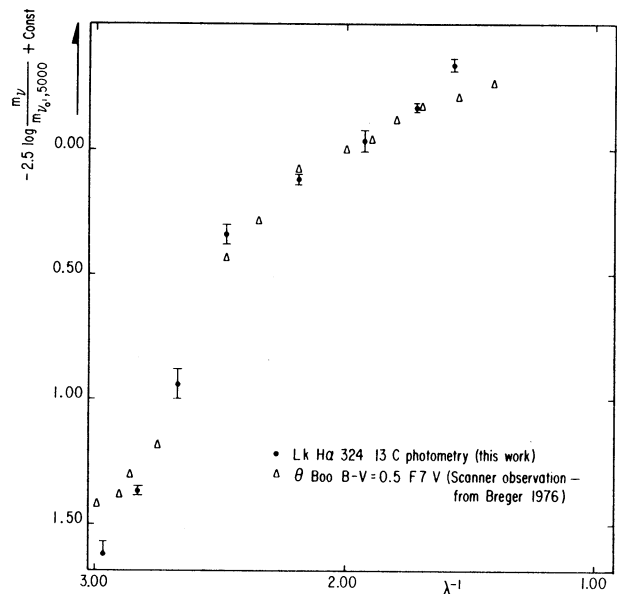


Fig. 1. Spectral energy distribution of LkH α 324.

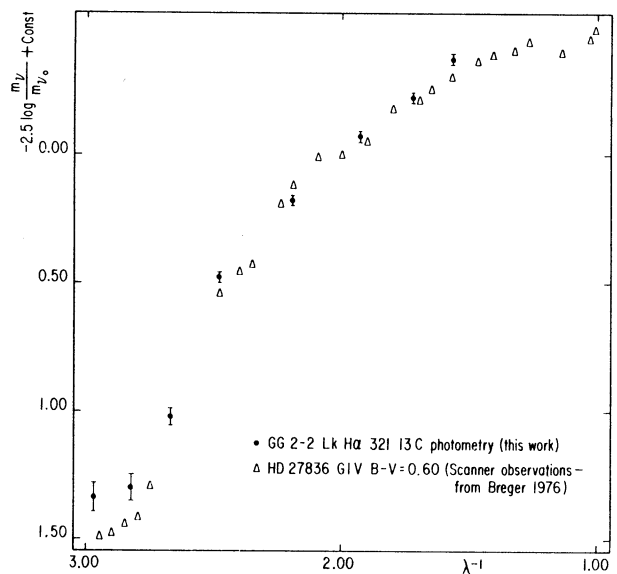


Fig. 2. Spectral energy distribution of LkH α 321.

resulting estimates of interstellar visual extinction and distance to the local dark cloud surrounding V1331 Cygni, LkH α 321 and LkH α 324. The mean values for A_V and the distance in Table 4 do not deviate in a significant amount from the earlier results of Chavarría-K. (1981), $A_V \cong 2^m38$ and $d \cong 700$ pc, respectively.

The photometry in Table 2 for V1331 Cygni, LkH α 321, and LkH α 324 was corrected for interstellar extinction with the Cygnus law (Johnson 1977) using the mean color excess $E(40-50) = 0^m74$. Using the absolute calibration of Vega by Hayes and Latham (1975) and the 13-color photometry of this star by Johnson and Mitchell (1975), the absolute stellar fluxes of the program stars at the effective wavelengths of the 13C filters were estimated, interpolating linearly when necessary. The spectral energy distributions of V1331 Cygni, LkH α 321 and LkH α 324 obtained in this way are displayed in Figures 1 to 3.

LkH α 324: The spectral type derived from its spectral energy distribution is F7. The principal controversies regarding this star have already been discussed earlier in this work.

LkH α 321: The spectral energy distribution of this star is best explained by assuming a spectral type G1. This is in excellent agreement with the spectral type obtained from the stellar absorption spectrum (Herbig and Rao 1972). The star shows a moderate UV excess ($\sim 25\%$) for its spectral type.

V1331 Cygni: The spectral energy distribution, as derived from our photometry, agrees with that of a star with spectral type between F0 and F4. Chavarría-K. (1981) had found that they are best explained by assuming a spectral type F0 using the (better) scanner observations of the stars by Kuhl (1974).

Based on the example of the three stars given here, we hope to extend the 13C photometry to the study of Orion population stars.

The assistance of G. Sánchez with the observations is here heartily acknowledged. One of the authors

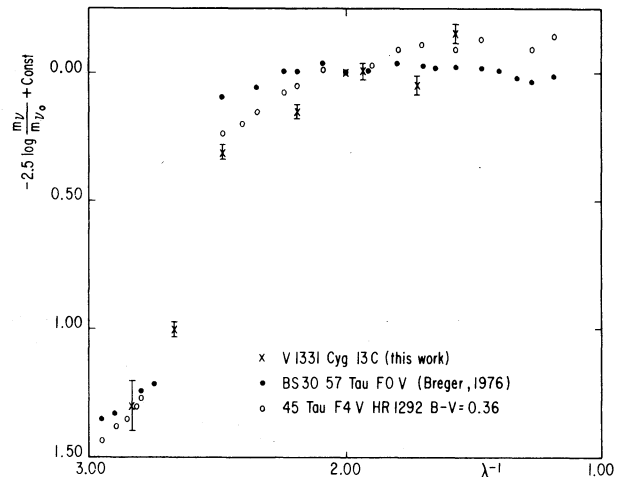


Fig. 3. Spectral energy distribution of V1331 Cygni.

(C.C.-K.) received financial support for traveling expenses to this meeting from the Consejo Nacional de Ciencia y Tecnología (México), which is here warmly recognized. This is Contribution No. 20 of Instituto de Astronomía, UNAM.

REFERENCES

- Chavarría-K.C. 1981, *Astr. and Ap.*, **101**, 105.
 Cohen, M. and Kuhl, L.V. 1979, *Ap. J. Suppl.*, **41**, 743.
 Hayes, D.S. and Latham, D.W. 1975, *Ap. J.*, **197**, 593.
 Herbig, G.H. 1980, private communication.
 Herbig, G.H. and Rao, N.K. 1972, *Ap. J.*, **174**, 401.
 Johnson, H.L. 1977, *Rev. Mexicana Astron. Astrof.*, **2**, 175.
 Johnson, H.L. and Mitchell, R.I. 1975, *Rev. Mexicana Astron. Astrof.*, **1**, 299.
 Johnson, H.L., Mitchell, R.I., and Latham, A.S. 1967, *Comm. Lunar and Planet. Lab.*, **6**, 85.
 Kuhl, L.V. 1974, *Astr. and Ap. Suppl.*, **15**, 47.
 Merrill, P.W. and Burwell, C.G. 1950, *Ap. J.*, **112**, 72.
 Mitchell, R.I. and Johnson, H.L. 1969, *Comm. Lunar and Planet. Lab.*, **8**, 1.
 Schmidt-Kaler, Th. 1965, in *Astronomie Astrophysik*, ed. H.H. Voigt (Springer-Verlag: Berlin).

DISCUSSION

Calvet: ¿Corriges por contaminación de líneas de emisión los filtros de longitudes de onda entre 3647 y 4000 Å?

Chavarría: No la he corregido, y es claro que las líneas en emisión contaminan el filtro 37.

Carlos Chavarría-K. and Estela de Lara: Instituto de Astronomía, UNAM, Apartado Postal 70-264, 04510 México, D.F., México.